



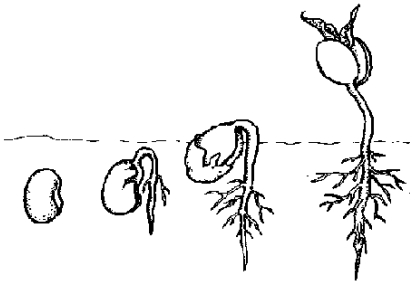




Our Lady's Catholic Primary School - Knowledge Organiser

Science	The Apprentice Gardener	Year 2
<p><u>Scientific Vocabulary</u></p> <p>Observe- Notice or watch something happening.</p>  <p>Bulb- A round ball-shaped part of the roots of some plants.</p>  <p>Seed- A small round object that is made by a plant and can be planted to grow a new plant.</p>  <p>Root- the part of a plant which attaches it to the ground or to a support.</p>  <p>Shoot- A shoot grows upwards from the seed or plant to find sunlight.</p> <p>Mature plant- A plant that has grown and flowered.</p>	<p><u>Key facts & Information</u></p>  <p>Germination This is the scientific name given to the stages the seed goes through as it grows into a plant.</p> <p><u>Investigation:</u></p> <p>What do plants need to survive?</p> 	<p><u>Significant person:</u></p> <p>Alan Titchmarsh</p>  <p>He is a very famous gardener who has been on lots of TV shows helping people to grow their plants.</p> <p><u>What I should already know:</u></p> <ul style="list-style-type: none"> - Parts of a plant and tree from Year 1 learning -Plants are living things. 