

# Our Lady Catholic Primary School – Knowledge Organiser



Spring Term 1

D.T: Moving Pictures

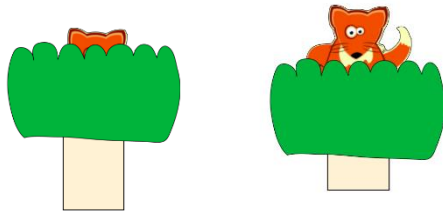
Year 1

## What I already know:

-I have read stories that have moving pictures in at school and maybe at home.

## Sticky knowledge:

Lots of storybooks have moving parts to make the pages more exciting.



This slider has made the fox appear and disappear!

We are going to make a moving picture with a moving mechanism.

We will:

Design

Create

Evaluate


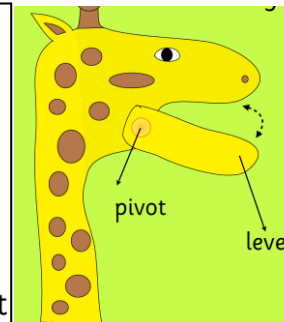
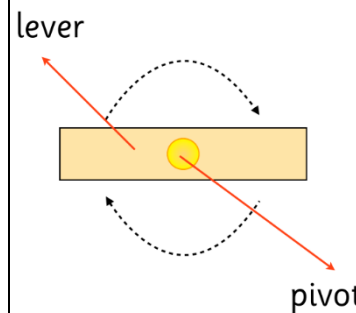
## Key Vocabulary

**Moving mechanism-** Parts that work together to make something move.

**Sliders-** Sliders move a picture around the page.

**Lever-** A lever is a handle that can move around the pivot.

**Pivot-** A main part that the lever moves around.



**Evaluate-** Thinking about things that went well and things that didn't go well.

