





Our Lady's Catholic Primary School - Knowledge Organiser

Design Technology		Money Containers	Year 4 - Autumn 1
<p><u>Key Vocabulary</u></p> <ul style="list-style-type: none"> • Running Stiches - a simple needlework stitch consisting of a line of small even stitches which run back and forth through the fabric without overlapping. • Back stitch - a method of sewing with overlapping stitches. • Over stitch - a stitch made over an edge or over another stitch. • Seam - a line where two pieces of fabric are sewn together. 	<p><u>Sticky Knowledge</u></p> <ul style="list-style-type: none"> • <i>To sew using a range of different stitches.</i> • <i>To design and make a money container using textiles.</i> • <i>To evaluate my work.</i> 	<p><u>Images / Diagrams</u></p>    	
<p><u>Skills used in this unit:</u></p> <ul style="list-style-type: none"> • Evaluating • Making • Cutting • Designing • Drafting • Using tools effectively • Shaping Imagination • Exploration • Generating • Selecting • Analysing • Constructing • Sewing 	<p><u>A design is a plan or drawing of something that you plan to make.</u></p> <p>Key design skills:</p> <ul style="list-style-type: none"> • I can use my own ideas to design and make something. • I can make a money container with practical purposes. • I can choose appropriate materials and tools. • I can make a simple plan before making. • I can reflect on my finished work and explain what went well and what I found difficult. 		