

Welcome to Year  
Three!



# Staff in Year 3



Miss McNabola- Class Teacher

Mrs Fiorenza- Teaching assistant (Monday-Friday)

Mrs Litterick- Wednesday and Friday

Miss Harte- Monday, Tuesday, Thursday.

## English

**Fiction** – The Finger Eater

**Non-Fiction**- Instructions

**Poetry** | The Magic box poem

**Reading**: Steps to read- daily whole class reading scheme.

**Handwriting**: We are following a new scheme 'letter join' that focuses on cursive handwriting. We are having a short handwriting session every day to work towards getting our pen licenses once we are joined up.

**Weekly Spellings**: We have 10 spellings to learn that are sent out on a Friday. We have a spelling lesson the following Monday to practise the rule before test on Thursday.

## RE

**Beginning with the Church**: Learn about some of the seven Sacraments.

**From Advent to Christmas**: Learn about the significance of Advent and main events leading up to Christmas.

## Science

### Rocks and soils:

Recognise the different types of rocks and their uses. Learn about the different main fossils and how they are formed. Investigate and learn about soil formation.

### Animals including Humans:

Identify that animals including humans need the right types and amounts of nutrition. Identify humans and some animals have skeletons and muscles for support, protection and movement.

## Mathematics

**Addition and subtraction**: Adding 3, 1-digit numbers by choosing and using efficient strategies, bridging 10 to subtract and add 2 numbers. Bridging using 100, crossing the hundreds boundary when adding or subtracting any two-digit multiple of 10.

**Place value**- numbers up to 1000.

Ordering and comparing 3-digit numbers, representing 3-digit numbers in different ways.

**Multiplication and division**: Recap of 2, 5 and 10 times tables before moving onto 3, 4 and 8. It is the expectation that children should know these tables by the end of year 3.

## DT

### Moving monster

Create a sliding and moving mechanisms. Investigate and create wheel mechanisms.

Design and make a moving monster. Evaluate work and identify areas for future development.

## Computing

### Getting creative

Develop graphic and presentation skills by introducing drawing as opposed to painting. Use a desktop publishing application. Learn to draw, order, and group and manipulate objects to make a picture. Also learn to evaluate and create effective layouts, combining text and images.

## Year 3 Autumn 2023



## PE

**Gymnastics**: Develop flexibility, strength, technique, control, and balance.

**Invasion Netball / Basketball**: Play competitive game and apply basic principles for attacking and defending.

**Dance**: Perform dances with movement patterns.

## Geography – Countries of the World

Locate the world's countries using maps and atlases.

Concentrate on their key physical and human characteristics and major cities.

## Spanish

Spain and Spanish speaking countries.

Learn the colours, name of animals.

Learn about the Christmas celebration in Spain.

## Music

**Let your spirit fly**- Unit focuses on this song.

**Glockenspiel stage 1**- Exploring and developing playing skills through the glockenspiel.

## History

### Prehistoric Britain

Look at changes in Britain from the Stone Age to the Iron Age. Know about the lives of people during the Stone Age, Bronze Age and Iron Age.

Order events and changes chronologically.

## Art

### Journeys through Aboriginal Art

Investigate the use of symbols in Aboriginal art and create your own piece of artwork. Represent objects relating to maps and journeys.

## PSHE and RSE

**PSHE** –

Living in the wider world-Community; belonging to groups; similarities and differences; respect for others.

**Relationships**

Friendship; making positive friendships, managing loneliness, dealing with arguments.

**RSE**- TenTen units- Similarities and differences, respecting our bodies.

# Year 3

A typical morning in Year 3 starts with a whole class reading lesson. We then move onto our English lesson before practising some handwriting before we go out to play. After play time we will have our maths lesson.





In the afternoons it is time for our foundation subjects.

We have PE lessons twice a week: Mondays and Wednesdays.  
We have computing lessons on a Tuesday.

# Knowledge organisers

For each history, geography, science, art and D.T topic, we will provide a knowledge organiser that will be sent home on the week we start that topic. This is also stuck into their exercise books for use in lesson time.

Please go through the knowledge organisers with your child, discuss any interesting points or new vocabulary, as this will really help to prepare them for their learning in school.

Our Lady's Catholic Primary School - Knowledge Organiser		
History	Stone age to Iron age	Year 3
<p><b>Vocabulary and explanation:</b></p> <p><b>Settler/settlement-</b> People who migrate to a new place. When people start a community, this is a settlement</p> <p><b>Ancient</b> - belonging to the very distant past and no longer in existence.</p> <p><b>Archaeologist-</b> someone who studies the past by exploring old remains</p> <p><b>Pre-history-</b> The time before written records.</p> <p><b>Tribal</b> - members of a tribe community who live together and have their own rules and way of life.</p> <p><b>Hunter-gatherer-</b> People who lived by hunting and fishing to get their food.</p> <p><b>BC and AD-</b> AD stands for Anno Domini and is a label for numbering years after Christ was born. BC or B.C. means Before Christ. The year Christ was born is considered AD 1 and the year before that is labelled 1 BC.</p>	<p><b>Sticky knowledge:</b></p> <p><b>Stone age:</b></p> <ul style="list-style-type: none"><li>The Stone Age was when early humans used tools made from stone. This is also known as pre-history.</li><li>The Stone Age has three period: Palaeolithic (Old Stone Age); Mesolithic (Middle Stone Age) &amp; Neolithic (New Stone age)</li></ul> <p><b>Bronze age:</b></p> <ul style="list-style-type: none"><li>The Bronze Age started at different times in different parts of the world.</li><li>Tools were made from bronze, a mixture of copper and tin which was poured into casts.</li></ul> <p><b>Iron age:</b></p> <ul style="list-style-type: none"><li>Tools were made from iron. Iron was heated up and the hot iron was then formed in shapes to make tools and other artefacts.</li><li>Settlements became larger because tribes were better able to farm and to defend themselves.</li><li>At the end of the Iron Age, coins were made and used as currency.</li><li>There were a lot of battles between tribes who fought each other from more land and power.</li></ul>	
	<p><b>Images:</b></p>    	

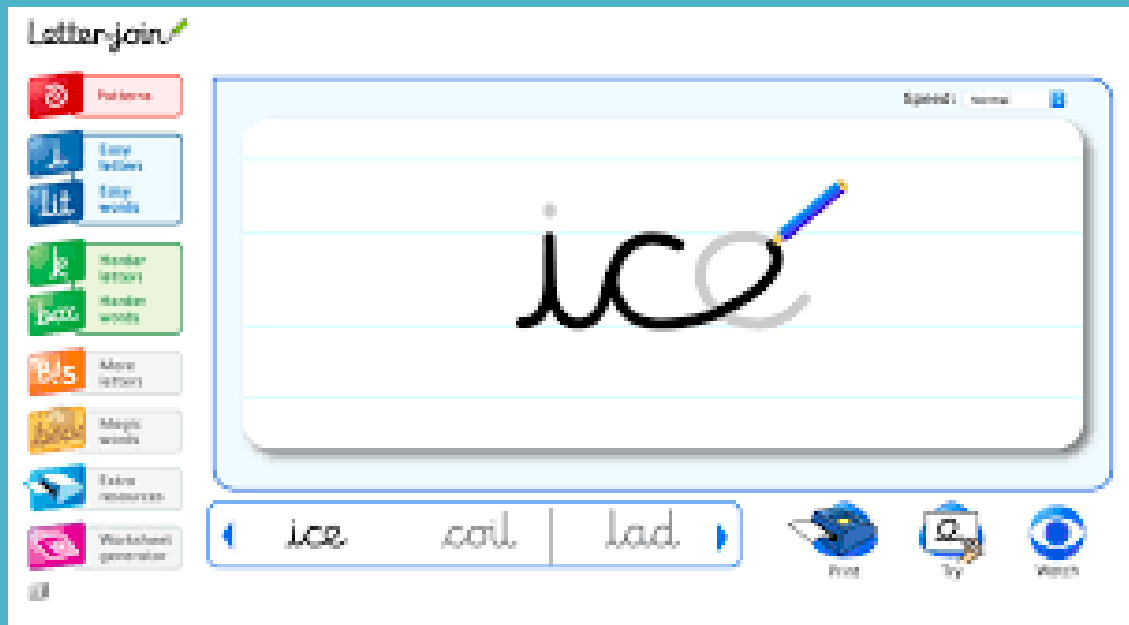


Children will be continuing to learn about and write a wide range of genres of writing. They will be preparing poems to read aloud and perform. They will be thinking about inference and making predictions about what is going to happen in a story.

They will be thinking carefully about the setting, characters and plot in their stories and how to structure a text, remembering to use plenty of good description. They will need to use conjunctions such as when, before, after, while, so and because. This year, they will start to use speech marks when writing dialogue.

# New handwriting focus:


# Letter-join



## Letter-join Basic

The quick brown fox  
jumps over the lazy dog.





In Year 3, we will start adding and subtracting with three-digit numbers, using column addition and subtraction.

They will learn their 3, 4 and 8 times tables. This will then help them in moving onto multiplying a two-digit number by a one-digit number.

Children will learn how to find fractions of quantities and also about equivalent fractions.

They will learn about perimeter and also how to tell the time on a 12-hour and 24-hour clock. They will start to learn about right angles.

Children will need to interpret and present data using bar charts, pictograms and tables.



# Home-School communication

## Homework diaries

Each week starts a new page.


Please record daily reading in this and sign at the end of the week.

The diary and reading book needs to be in school every day.

Changes to collection of children/absences need to be emailed to the office. [admin@ourladys.herts.sch.uk](mailto:admin@ourladys.herts.sch.uk)

If you have a message for me e.g. to arrange a meeting please email [year3@ourladys.herts.sch.uk](mailto:year3@ourladys.herts.sch.uk)

Emails will be responded to in 48 working hours so please if it is urgent then catch me on the playground at pick up.



Logs in are in homework diaries.  
Fun way to practise times tables,  
currently set up to practise 2, 5  
and 10 but will add new tables on  
their when children get to that  
point.



Also in homework diaries are passwords to  
my maths and purple mash which children  
will be familiar with from last year.

# Homework

Homework is handed to children in homework book on Friday which should be returned the following Wednesday.

It needs to be completed neatly and in pencil.

If homework is challenging or there is an exceptional circumstance and it is not completed please either write a short note in your child's homework book or send us an email. We will help during school time if we can.

Homework will rotate between English, maths and R.E. On the homework information page that is put inside homework books each week, you will be able to find their spellings for the week.

In homework diaries, there will be the following sticker:


All children are expected to spend around 20 minutes on each piece of homework and read daily at home.

**Year 3 Homework**

**Spellings and tables will be tested on Thursdays.**

- **Times Tables** - Practise your 2 times tables. The next times table you need to focus on will be written in your homework diary next week, should you pass the 2 times tables this week.
- **English** - Enclosed is this week's English homework.
- **Spellings** - Spellings to practise this week are revision of the different long 'ay' sounds.

1. delay
2. tray
3. snake
4. behave
5. shade
6. brain
7. train
8. stain
9. baby
10. lady

 **Don't forget to read every night!**

Can we also remind parents to sign their child's homework diary by Friday and record any daily reading in the diary.

Homework is due in every Wednesday. Any late pieces will not be marked until the following week.

Times tables to practise:

Spelling score:

## Reminders:

### Uniform

- Blue shirt - long or short sleeved
- Grey skirt/pinafore or grey trouser/shorts
- Navy pullover with embroidered school badge on left
- White/navy/grey socks or tights
- Navy/sky striped tie- Y3 children should be moving to using a normal tie, rather than the elasticated.

### Lunches

A reminder that you must order lunches for your child. Now that they are in Year 3, they are no longer part of the Universal Free School Meals Scheme. This means that we cannot order for your child in school as you will be charged for this. If you are entitled to pupil premium funding your child's meal will be funded but you must still pre select their meal at home.

## Reminders:

### Snack

A morning break time snack is also no longer provided.

If you would like your child to bring a snack into school it must be a healthy option.

We are a nut free school.

### Names

Please make sure all uniform, coats, PE kits, water bottles etc. are clearly named.

## How to help at home:

- Read every night.
- Practise 10 weekly spellings
- Any practise writing that you can do at home, encouraging joined handwriting.
- Use times table rockstars, or other times table practise games:

<https://www.topmarks.co.uk/maths-games/hit-the-button>

<https://www.timestables.co.uk/my-smart-horse.html>